

1 2 3 4

A

A

B

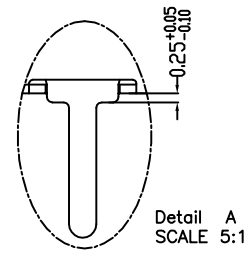
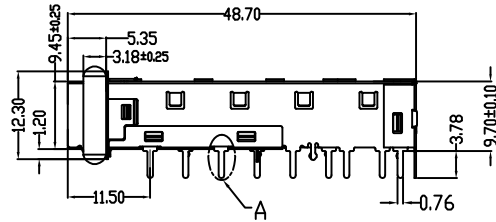
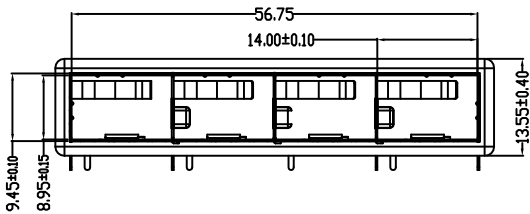
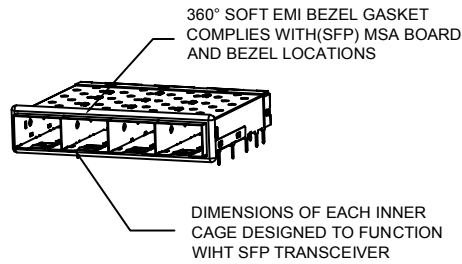
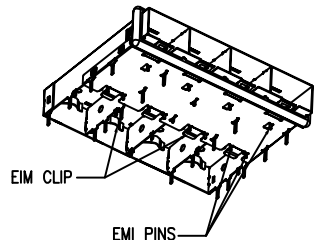
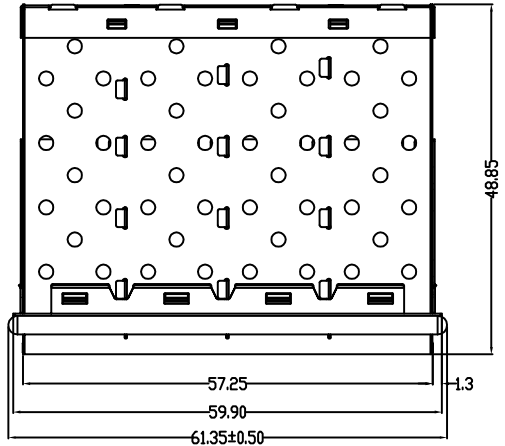
B

C

C

D

D

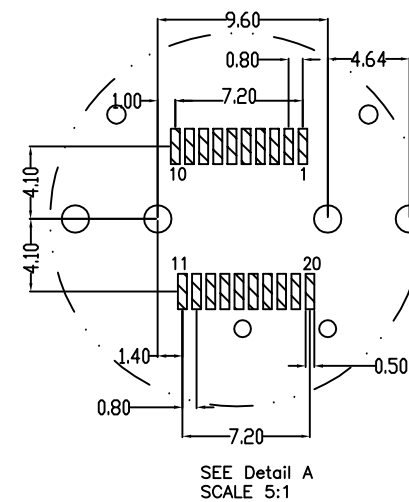
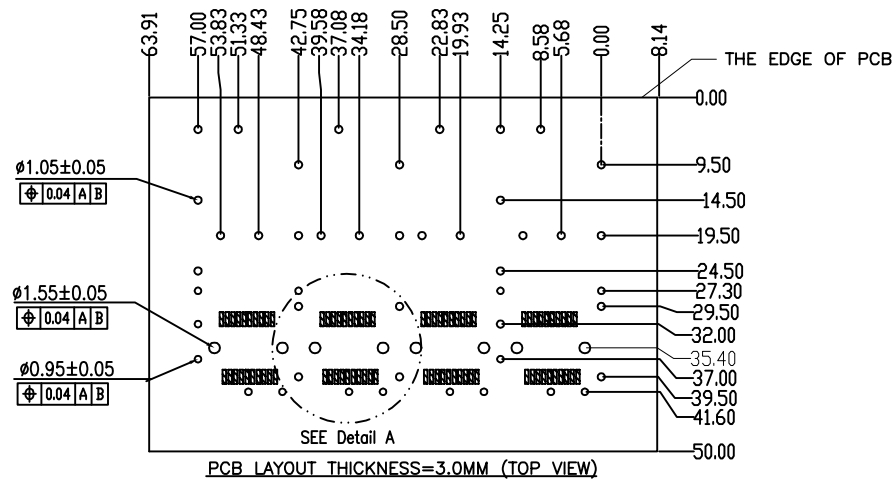
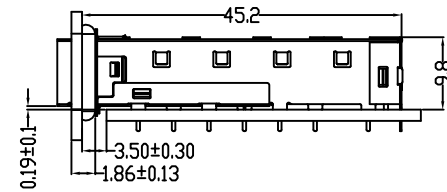



NOTE:
 1. DESCRIPTION MATERIAL PLATING
 SFP TOP CAGE COPPER ALLOY T=0.25 NI FOR ALL
 SFP BOTTOM CAGE COPPER ALLOY T=0.25 NI FOR ALL
 SFP MID CAGE COPPER ALLOY T=0.25 NI FOR ALL
 SFP BACK CAGE COPPER ALLOY T=0.25 NI FOR ALL
 GASKET FLANGE COPPER ALLOY T=0.25 N/A
 EMI GASKET PLATED FILLED SILICONE N/A
 2. TEMPERATURE:
 OPERATION: -40°C~+85°C
 NON OPERATION: -55°C~+105°C

RoHS Compliant

		TOLERANCES 公差		Material: 材质	SEE NOTE	Designed: 设计	张永东	NAME: 名称	SFP+1X4 PRESS FIT WITH GASKET
		.X ±0.25 .XX ±0.13 .XXX ±0.10 ANGLES: ±2°	Finish: 电镀	SEE NOTE	Checked: 审核	田立春	DWG NO: 图号	REV. 版本	
 第三视角	SCALE 比例 A4 1:1	UNIT 单位 mm	CUSTOMER: 客户 N/A MODEL NO: 型号 N/A	SHEET 1 OF 2 第 页 共 页		Approved: 核准	程牧	PART NO: 料号	SFP014PFG

1 2 3 4



RoHS Compliant



第三视角

A4
SIZE

SCALE
比例
1:1

UNIT
单位
mm

CUSTOMER:
客户
MODEL NO:
模号

N/A
N/A

TOLERANCES
公差
.X ±0.25
.XX ±0.13
.XXX ±0.10
ANGLES: ±2°

Material:
材质
Finish:
电镀

SEE NOTE
SEE NOTE
SHEET 2 OF 2
第 2 页 共 2 页

Designed:
设计
Checked:
审核
Approved:
核准

张永东
田立春
程牧

NAME:
名称
DWG NO:
图号
PART NO:
料号

SFP+1X4 PRESS FIT WITH GASKET
REV. 版本
D
SFP014PFG