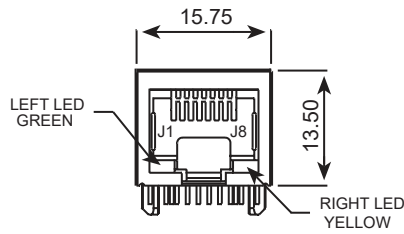
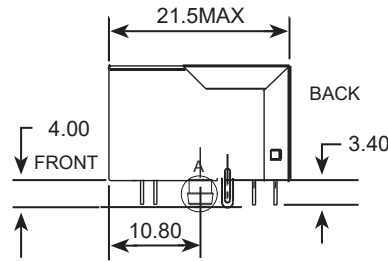



# SCHEMATICS



FRONT VIEW

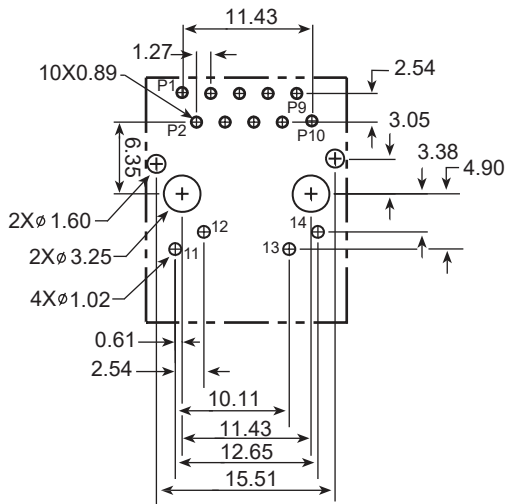


SIDE VIEW

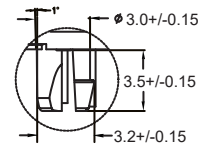
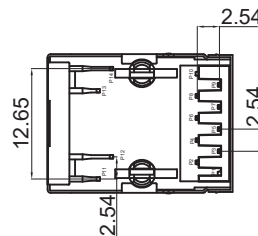


DATE CODE: YYWW

YEAR WEEK



PCB Layout  
Viewed from Component Side



DETAIL A

## MECHANICAL SPECIFICATIONS:

1. Housing & insert material: PBT94V-0
2. Contact material: 0.35mm phosphor bronze Fu gold plating over nickel
3. Shield: 0.20mm thickness brass with nickel plated.
4. Mating/unmating force: 2.2kg. F MAX.
5. Retention strength: 9kg. F MIN between jack and plug.
6. Operating life: 600 cycle MIN.
7. The part is recommended for wave soldering process, peak temp. is 265 degree C, 5 seconds (see the wave soldering curve)
8. Jack cavity conforms with FCC part 68 subpart F (connector).

## ENVIRONMENTAL SPECIFICATIONS:

1. Storage Temp.: -40°C to +85°C
2. Operation Temp.: -40°C to +85°C



Drafted by: XiaoMing

Dimensions:mm

Unless otherwise specified, all tolerances are  $\pm 0.25$

1000 BASE-T, Tab-Down  
Shielded, LEDs

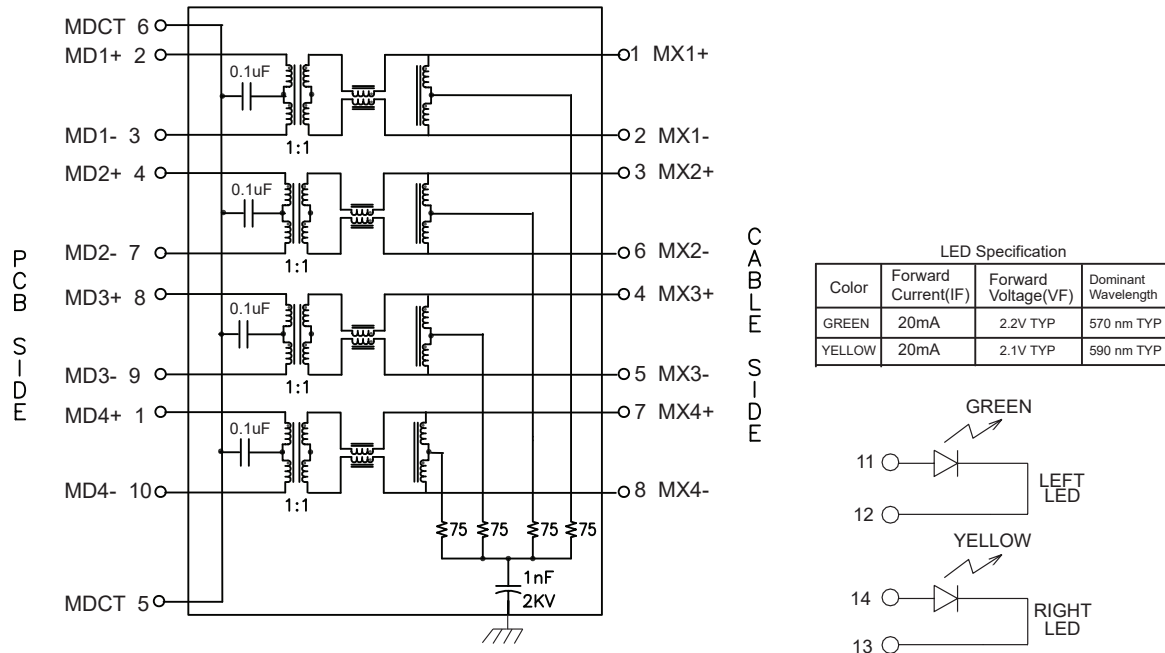
Approved By: TSLEE

Part No: PRJ-W111081NL

REV.  
B

SHEET 1 OF 4

# ELECTRICAL CIRCUIT



## ELECTRICAL SPECIFICATIONS @25°C UNLESS OTHERWISE NOTED:

Insertion Loss: 1-100MHZ -1.0dB MAX  
 Return Loss: 1-30MHZ -18.0dB MIN  
 30-60MHZ -16.0dB MIN  
 60-80MHZ -12.0dB MIN  
 80-100MHZ -10.0dB MIN  
 Crosstalk: 10-30MHZ -40.0dB MIN  
 30-60MHZ -35.0dB MIN  
 60-100MHZ -30.0dB MIN  
 Common Mode Rejection: 1-100MHZ -30.0dB MIN  
 Hipot:1500VAC 60S 1mA  
 OCL:350uH MIN @ 100KHZ 100mV 8mA DC



Drafted by: XiaoMing

Dimensions:mm  
 Unless otherwise specified, all tolerances are  $\pm 0.25$

1000 BASE-T, Tab-Down  
 Shielded, LEDs

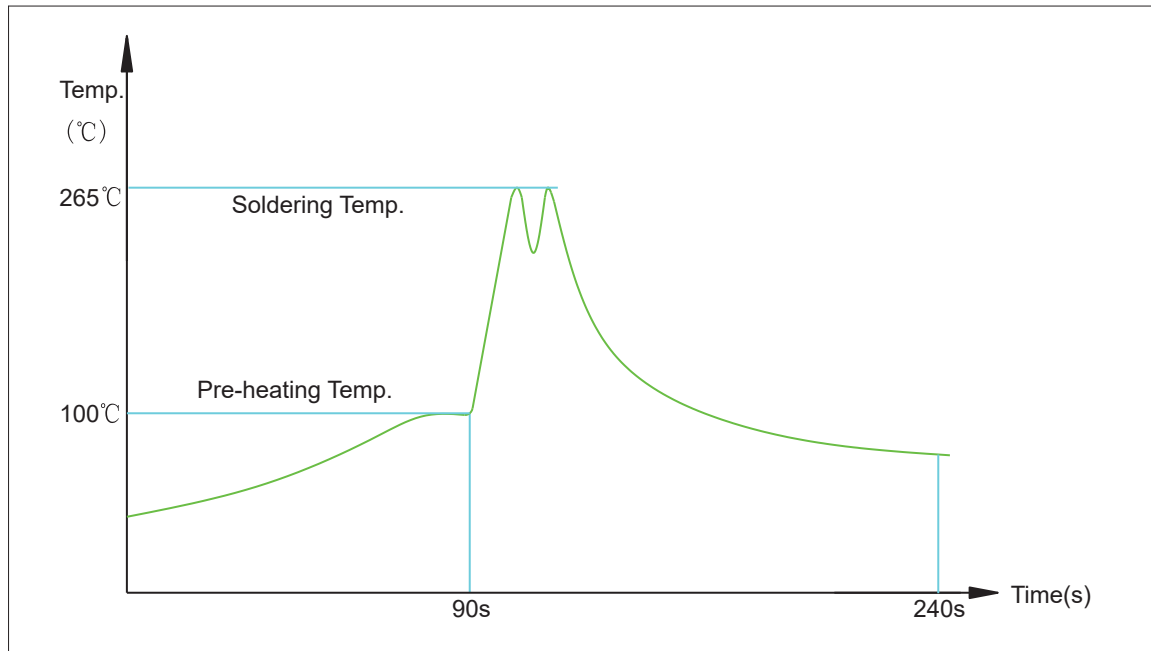
Approved By: TSLEE

Part No: WRJ-G111081NL

REV.  
 B

SHEET 2 OF 4

## Suggested Profile of Wave Solder for RoHS products



1. Maximum soldering temperature: 265°C
2. Maximum soldering time: 5 seconds
3. SnAgCu or SAC, melting point is 219 °C
4. Any plastic components located under the Printed Circuit Board / Printed Wiring Board surface might be very slightly melted by recommended temperature profile. It will however, not affect the connector function. (For example, the plastic pins of the connector)



Drafted by: XiaoMing

Dimensions:mm

Unless otherwise specified, all tolerances are  $\pm 0,25$

1000 BASE-T , Tab-  
Down Shielded, LEDs

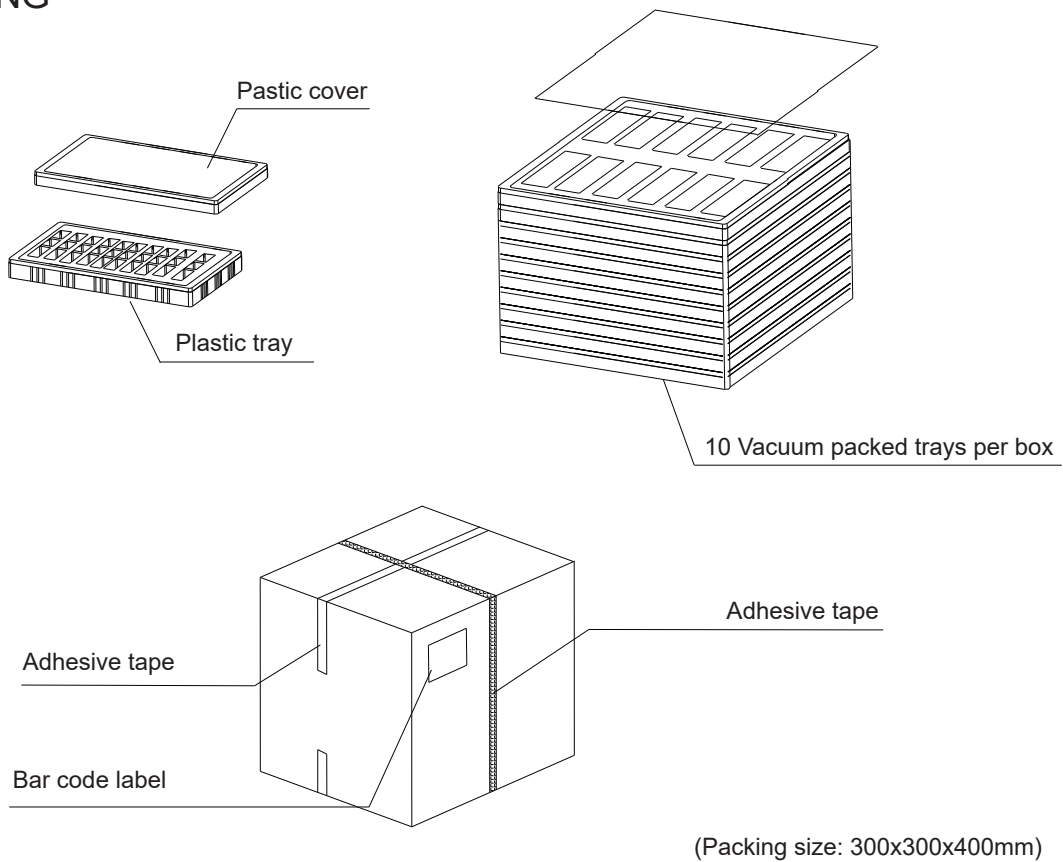
Approved By: TSLEE

Part No: WRJ-G111081NL

REV.  
B

SHEET 3 OF 4

## PACKING



1. The connectors are placed in a plastic tray in PPC recyclable material. Each tray contains 190 connectors. Each tray has a plastic cover in PPC recyclable material.
2. A carton sheet is placed on each side of the tray. The tray is then vacuum packed in a recyclable PE bag.
3. In each box there are 10 trays placed on top of each other. Each box contains total 1900 connectors.
4. Each box dimension is 300x300x400mm or 0.036CBM with a net weight of approximately 12.1kg and a gross weight of approximately 13.5 kg.