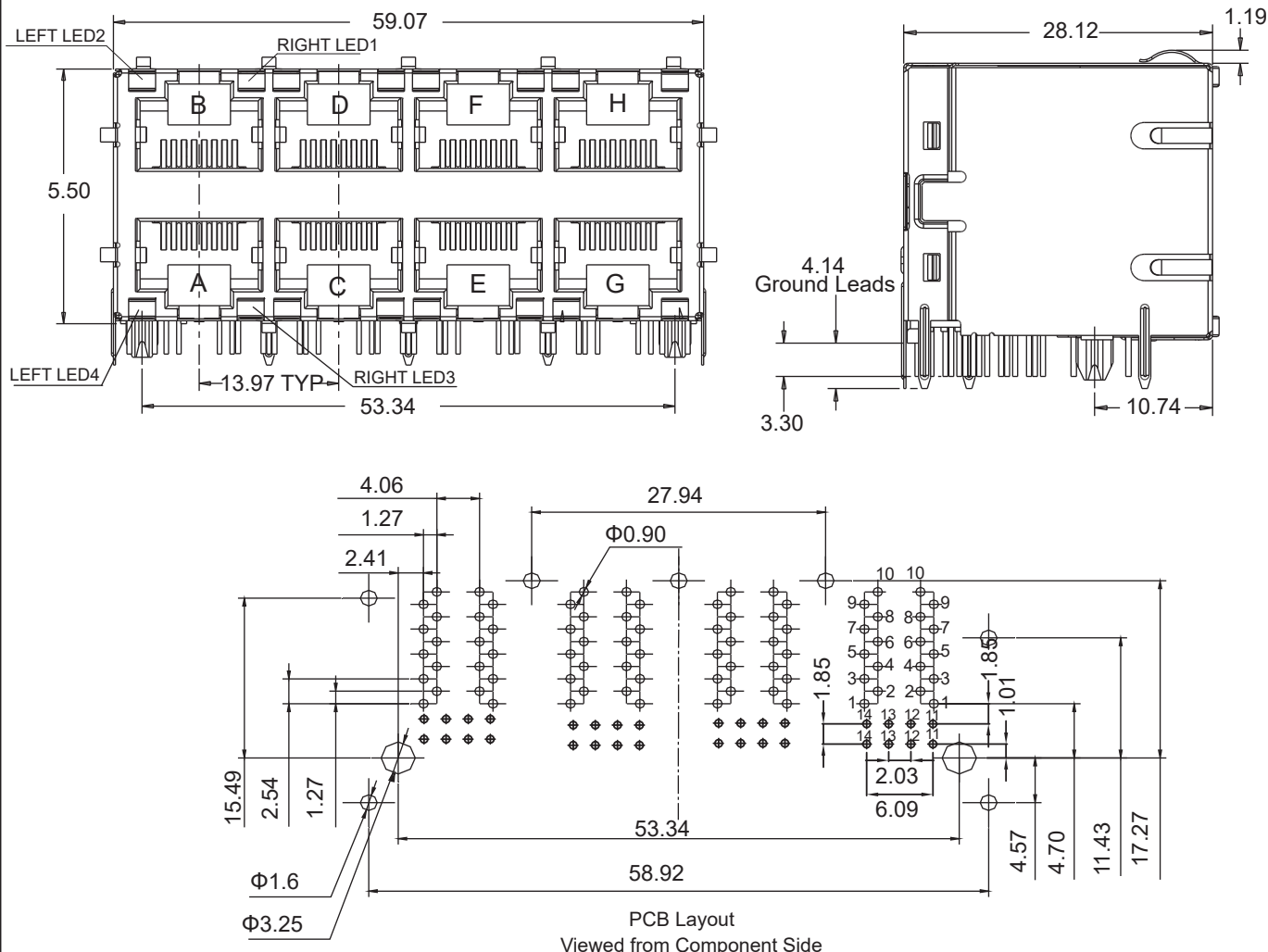


# SCHEMATICS



## MECHANICAL SPECIFICATIONS:

1. Housing & insert material: LCP94V-0
2. Contact material: 0.35mm phosphor bronze 6u gold plating over nickel
3. Shield: 0.20mm thickness brass with nickel plated.
4. Mating/unmating force: 2.2kg. F MAX.
5. Retention strength: 9kg. F MIN between jack and plug.
6. Operating life: 600 cycle MIN.
7. The part is recommended for wave soldering process, peak temp. is 265 degree C, 5 seconds (see the wave soldering curve)
8. Jack cavity conforms with FCC part 68 subpart F (connector).

## ENVIRONMENTAL SPECIFICATIONS:

1. Storage Temp. : -40 °C ~ +85 °C Relative humidity<70%.
2. Operation Temp. : -40 °C ~ +85 °C



Drafted by:ZhangXuan

Dimensions:mm  
Unless otherwise specified, all tolerances are  $\pm 0.25$

1G BASE-T, Stacked  
Shielded, LEDs

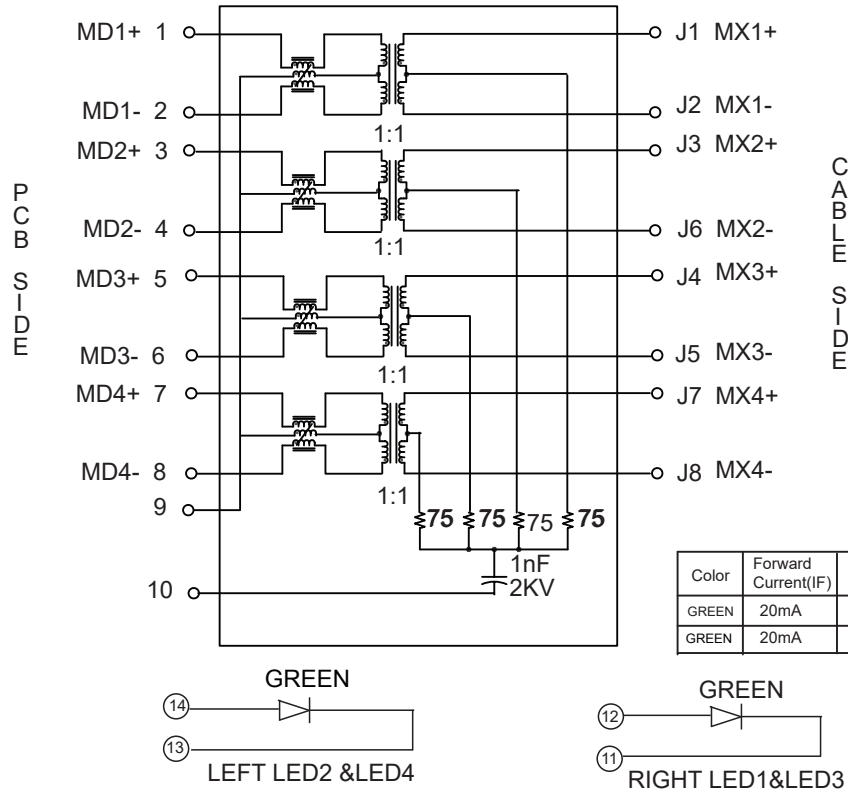
Approved By: TSLEE

Part No: WRJ-G421002NL

REV.  
A

SHEET 1 OF 4

# ELECTRICAL CIRCUIT



## ELECTRICAL SPECIFICATIONS @25°C UNLESS OTHERWISE NOTED:

Insertion Loss:	1-100MHZ	-1.0dB MAX	Crosstalk:	1-30MHZ	-40.0dB MIN
Return Loss:	1-30MHZ	-20.0dB MIN		30-60MHZ	-35.0dB MIN
	30-60MHZ	-16.0dB MIN		60-100MHZ	-30.0dB MIN
	60-80MHZ	-12.0dB MIN	CMR:	1-100MHZ	-30.0dB MIN
	80-100MHZ	-10.0dB MIN		100-150MHZ	-20.0dB MIN
Dielectric rating:1500VAC 60s 0.5mA					
OCL:350uH MIN @ 100KHZ 100mV 8mA DC					
DCR : 1.2m oHms					



Drafted by:ZhangXuan

Dimensions:mm

Unless otherwise specified, all tolerances are  $\pm 0,25$

1G BASE-T, Stacked  
Shielded, LEDs

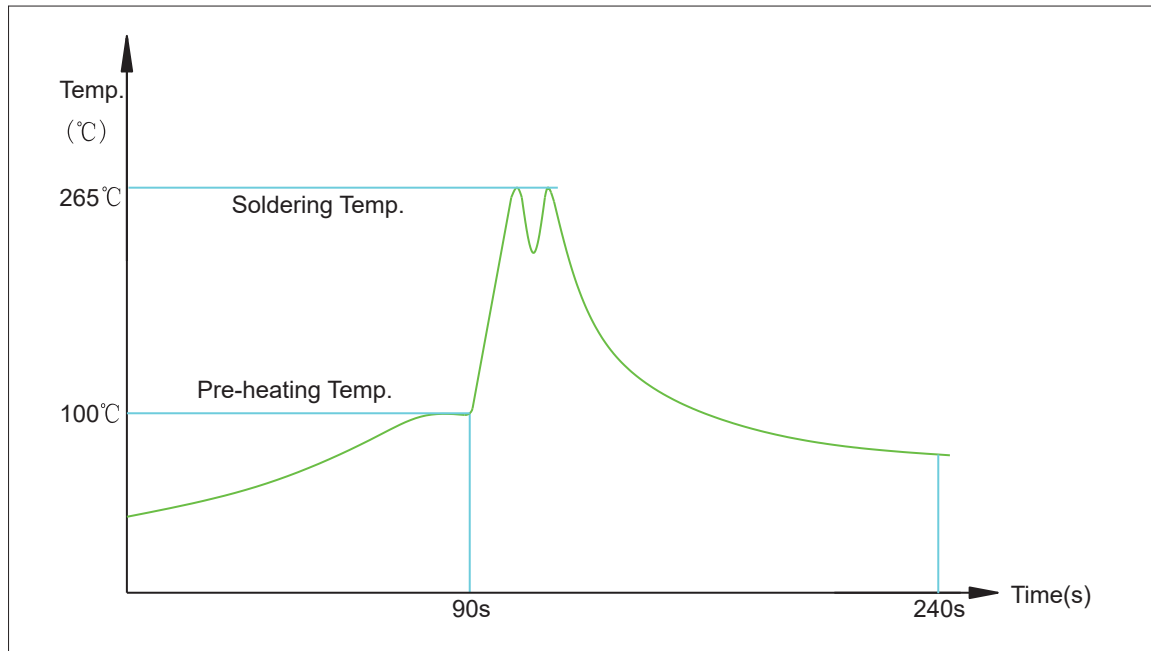
Approved By: TSLEE

Part No: WRJ-G421002NL

REV.  
A

SHEET 2 OF 4

## Suggested Profile of Wave Solder for RoHS products



1. Maximum soldering temperature: 265°C
2. Maximum soldering time: 5 seconds
3. SnAgCu or SAC, melting point is 219 °C
4. Any plastic components located under the Printed Circuit Board / Printed Wiring Board surface might be very slightly melted by recommended temperature profile. It will however, not affect the connector function. (For example, the plastic pins of the connector)



Drafted by:ZhangXuan

Dimensions:mm

Unless otherwise specified, all tolerances are  $\pm 0,25$

1G BASE-T , Stacked  
Shielded, LEDs

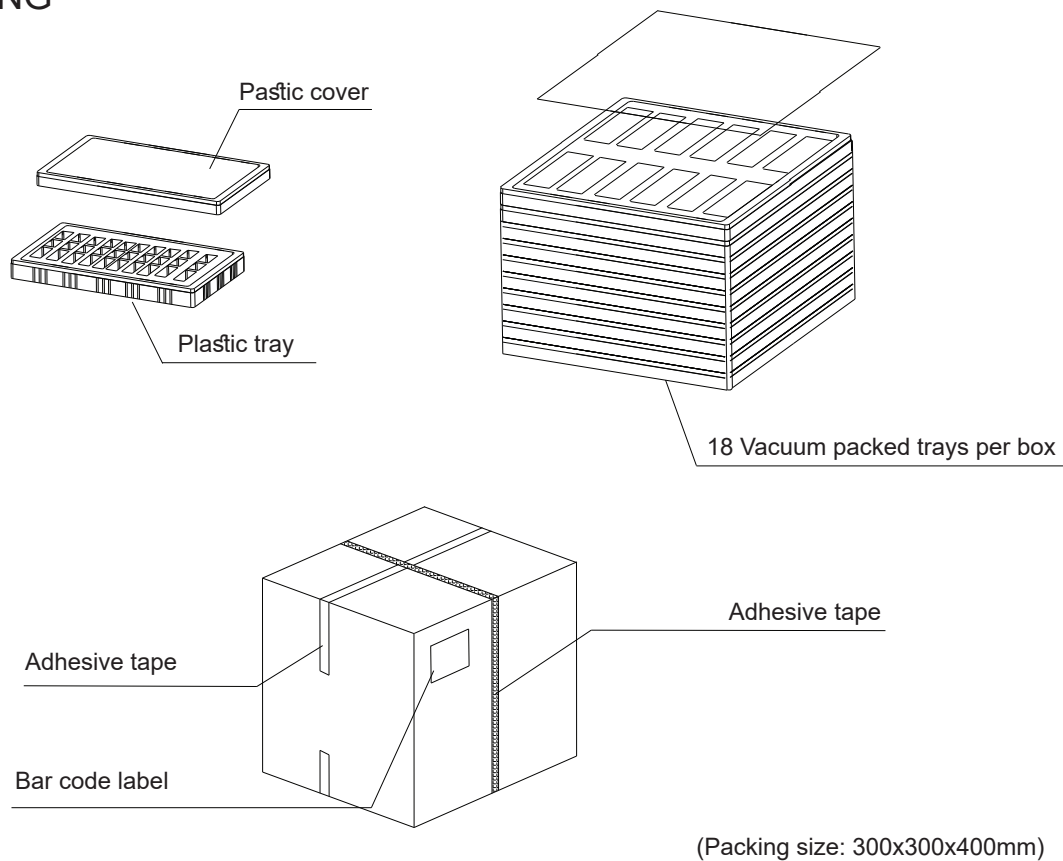
Approved By: TSLEE

Part No: WRJ-G421002NL

REV.  
A

SHEET 3 OF 4

## PACKING



1. The connectors are placed in a plastic tray in PPC recyclable material. Each tray contains 10 connectors. Each tray has a plastic cover in PPC recyclable material.
2. A carton sheet is placed on each side of the tray. The tray is then vacuum packed in a recyclable PE bag.
3. In each box there are 18 trays placed on top of each other. Each box contains total 180 connectors.
4. Each box dimension is 300x300x400mm or 0.036CBM with a net weight of approximately 8.8kg and a gross weight of approximately 10.3 kg.



Drafted by:ZhangXuan

Dimensions:mm

Unless otherwise specified, all tolerances are  $\pm 0,25$

1G BASE-T , Stacked  
Shielded, LEDs

Approved By: TSLEE

Part No: WRJ-G421002NL

REV.  
A

SHEET 4 OF 4